

**Formal meeting of the  
Kent Community Health NHS Foundation  
Trust Board  
to be held at 10am on  
Thursday 30 November 2017**

**Late Paper**

**Agenda item 2.6  
Integrated Performance Report  
Home First Pathway One**





# Kent Community Health

NHS Foundation Trust

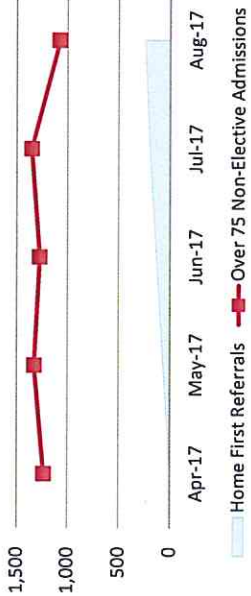
West Kent Home First Dashboard - 2017/2018

November 2017  
April 2017 - August 2017 data

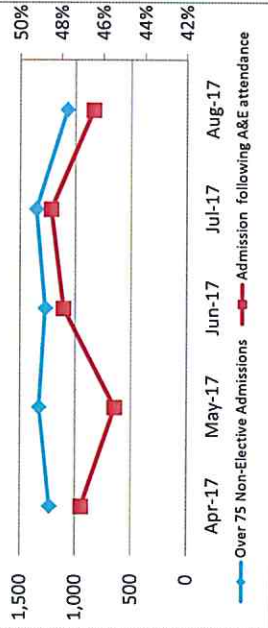


# Home First Dashboard 17-18 - West Kent

### Home First Referrals



### Acute hospital Admissions



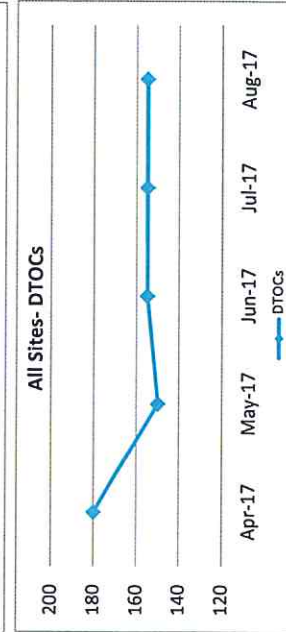
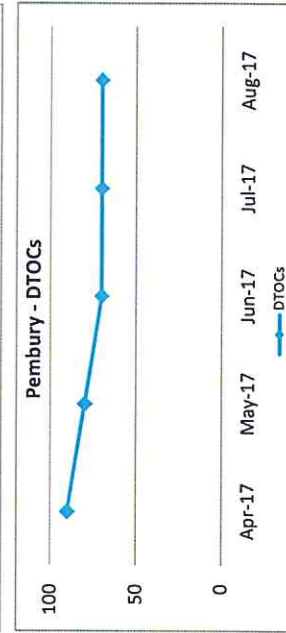
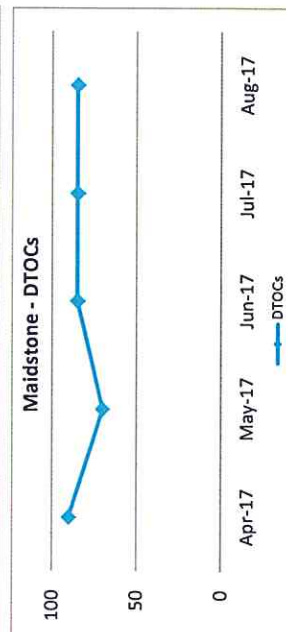


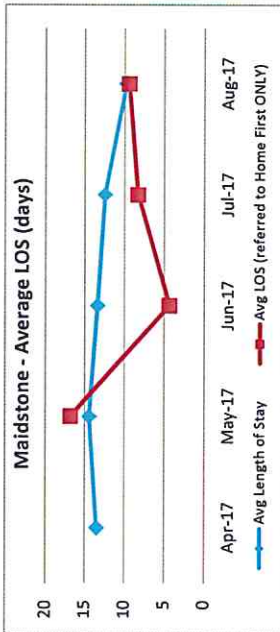
### % of patients referred to Home First

Month	% of patients referred to Home First
Apr-17	0%
May-17	5%
Jun-17	10%
Jul-17	15%
Aug-17	23%

The admissions data from the Acute hospitals shows an increase to 245 home first referrals in August. Home First Referrals have steadily increased and in August 23% of patients were referred to home first from the Acute hospitals.

Delayed transfer of care and Average length of stay data below show:

- a) The average LOS for Home First patients in August was roughly the same as the overall LOS for over75s.
- b) This is the same for both sites in August, although generally, Home First patients in Pembury have a higher length of stay than the general over 75 cohort.
- c) The average length of stay across all patients is on the decline, although this is more evident at Maidstone Hospital.
- d) Days lost to DTOC has generally decreased since April, however further months data is needed to see if this trend is relative to Home First.



All data for patients over 75s with relevant conditions





